

Scaled data based on original data using
LM-79-08 Approved Method: Electrical and Photometric Measurements of Solid-
State Lighting Products

Test Report Prepared for
Cooper Lighting Solutions
(formerly Eaton)

Brand: McGRAW-EDISON

Report Number: P226524

Luminaire Tested: **ISW-AF-XXX-LED-E1-T4FT-7030-XXB**

Issue Date: 3/3/2020

Test Information

Test Method: LM-79-08
Report Number: P226524
TEST IS SCALED FROM IESNA LM-79-08 TEST DATA (P35943)
Test Lab: INNOVATION CENTER-P3
Issue Date: 3/3/2020
Manufacturer: COOPER LIGHTING SOLUTIONS (FORMERLY EATON)
Product Line: MCGRAW-EDISON
Catalog Number: ISW-AF-XXX-LED-E1-T4FT-7030-XXB
Description: IMPACT ELITE LED WEDGE LUMINAIRE, EMERGENCY MODE WITH BATTERY
BACKPACK BOX
LIGHT SQUARE WITH ACCUELED OPTICS-TYPE IV FORWARD THROW
Light Source: (16) 3000K CCT, 70 CRI LEDs
Ballast/Driver: ELECTRONIC DRIVER

Summary

Lumens per Lamp: N/A
Luminaire Lumens: 595.8 lumens
Efficiency: N/A
Efficacy: 45.8 lumens/watt
Luminous Opening: Rectangular (W 0.5' x L: 0.5' x H: 0')
IES Classification: Type IV - Short - Non-Cutoff
BUG Rating: B0 - U1 - G0

Input Watts (W): 13
Input Voltage (V): 120
Input Current (Ain): NR
Voltage Rise (V): NR
Power Factor: NR
Total Harmonic Distortion (THDi): NR
Frequency (hertz): 60
Stabilization Time: NR
Operation Time: NR
Ambient Temperature (°C): NR
Test Distance: 25 FT

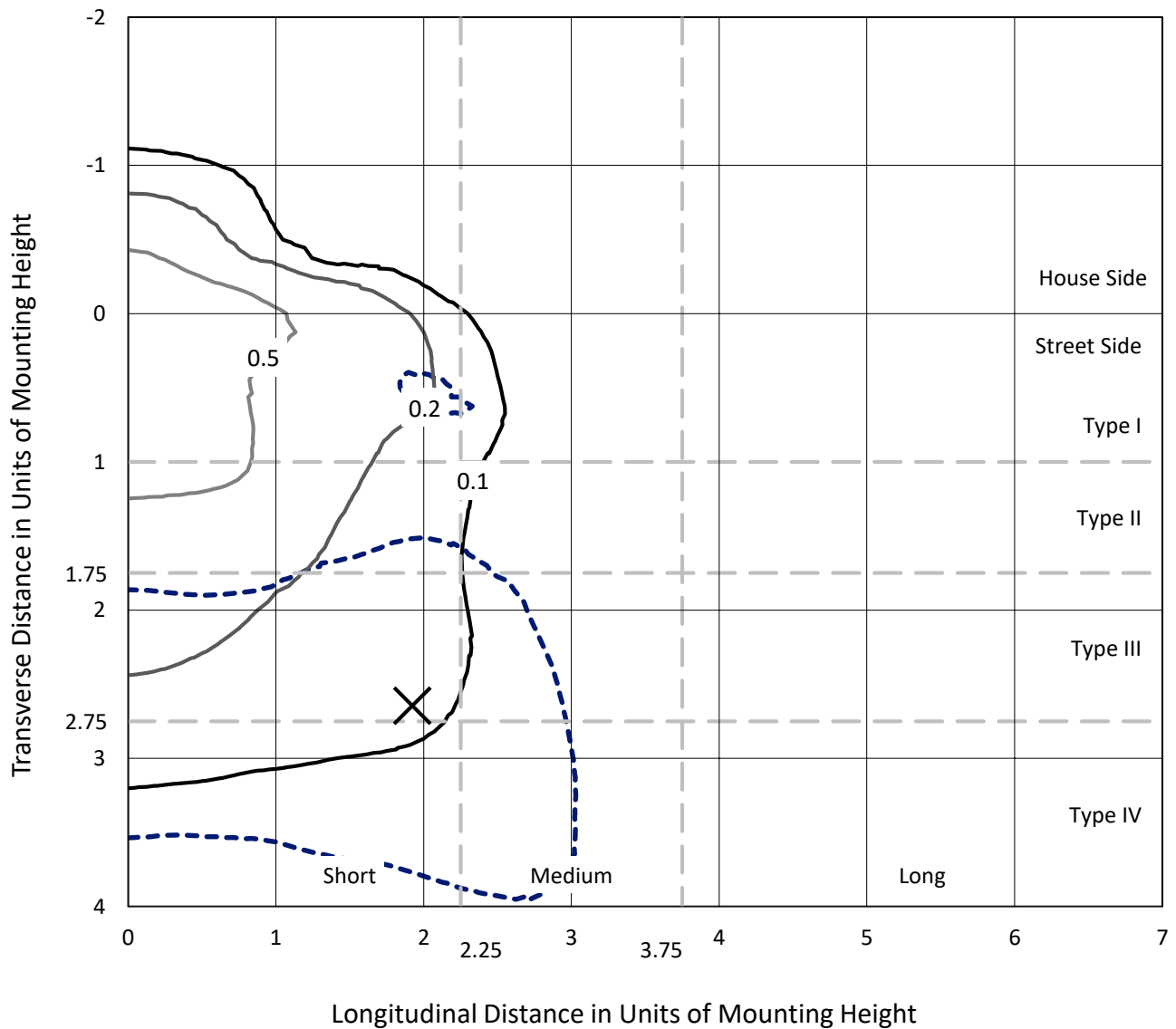


REPORT NUMBER: P226524

CATALOG NUMBER: ISW-AF-XXX-LED-E1-T4FT-7030-XXB

Iso-Footcandle Lines of Horizontal Illumination

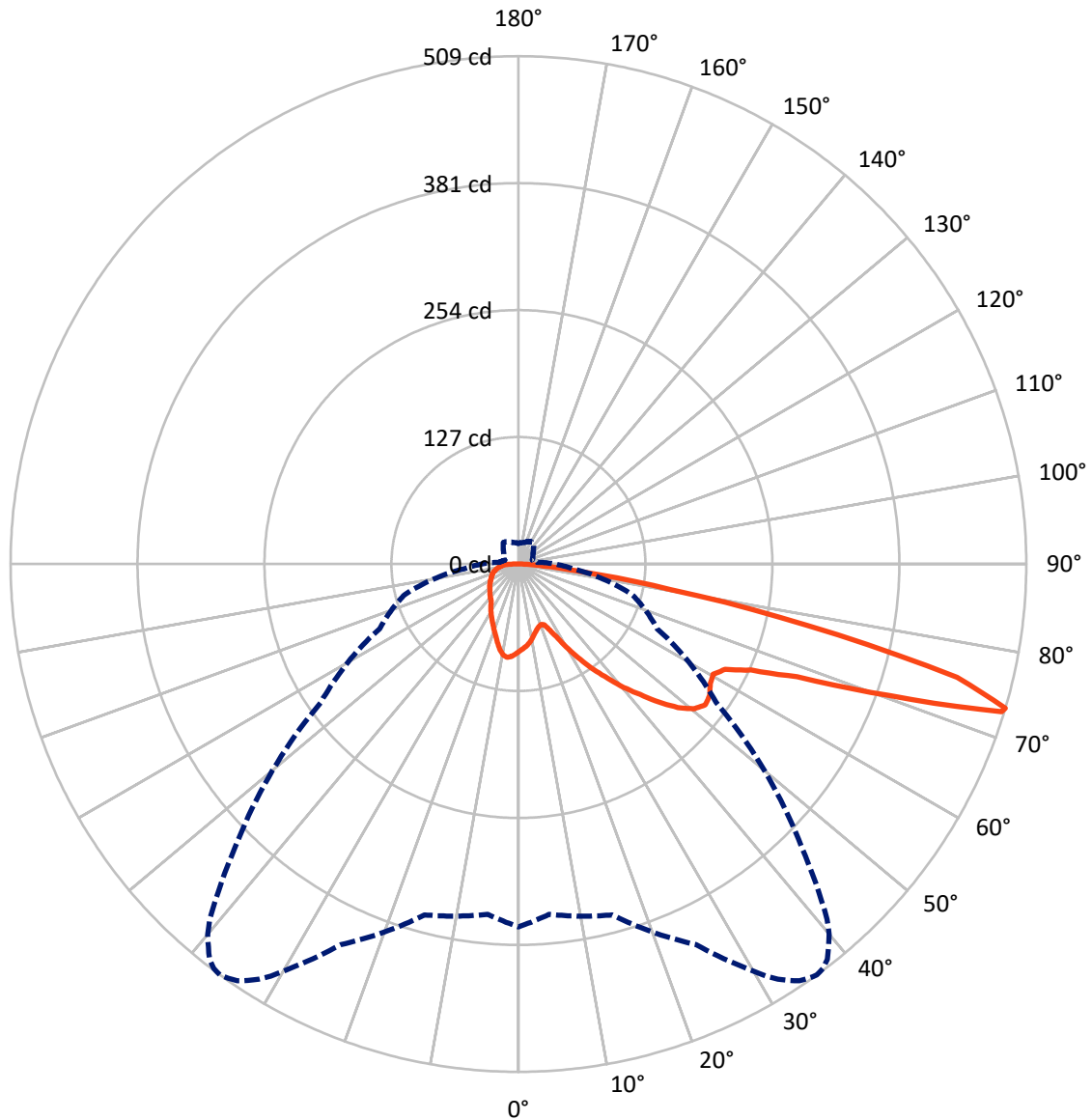
× Max cd
 - - - 1/2 Max cd



Based on 10 foot mounting height. Maximum calculated value = 0.9 fc
 Type IV - Short - Non-Cutoff

REPORT NUMBER: P226524
CATALOG NUMBER: ISW-AF-XXX-LED-E1-T4FT-7030-XXB

Luminous Intensity Polar Plot



— Vertical Plane Through 36-Deg Lateral - - - Horizontal Cone Through 73-Deg Vertical

REPORT NUMBER: P226524

CATALOG NUMBER: ISW-AF-XXX-LED-E1-T4FT-7030-XXB

FLUX DISTRIBUTION:

		Downward	Upward	Total
House Side	Lumens	125.6	0.1	125.8
	% Fixture	21.1	0.0	21.1
Street Side	Lumens	470.0	0.0	470.1
	% Fixture	78.9	0.0	78.9
Total	Lumens	595.6	0.2	595.8
	% Fixture	100.0	0.0	100.0

Coefficient of Utilization

ZONAL LUMENS:

Zone	Lumens	% Fixture
0°-10°	8.2	1.4
10°-20°	21.8	3.7
20°-30°	35.8	6.0
30°-40°	59.3	9.9
40°-50°	87.1	14.6
50°-60°	109.8	18.4
60°-70°	143.8	24.1
70°-80°	116.4	19.5
80°-90°	13.4	2.2
90°-100°	0.2	0.0
100°-110°	0.0	0.0
110°-120°	0.0	0.0
120°-130°	0.0	0.0
130°-140°	0.0	0.0
140°-150°	0.0	0.0
150°-160°	0.0	0.0
160°-170°	0.0	0.0
170°-180°	0.0	0.0
0°-90°	595.6	100.0
0°-180°	595.8	100.0



REPORT NUMBER: P226524

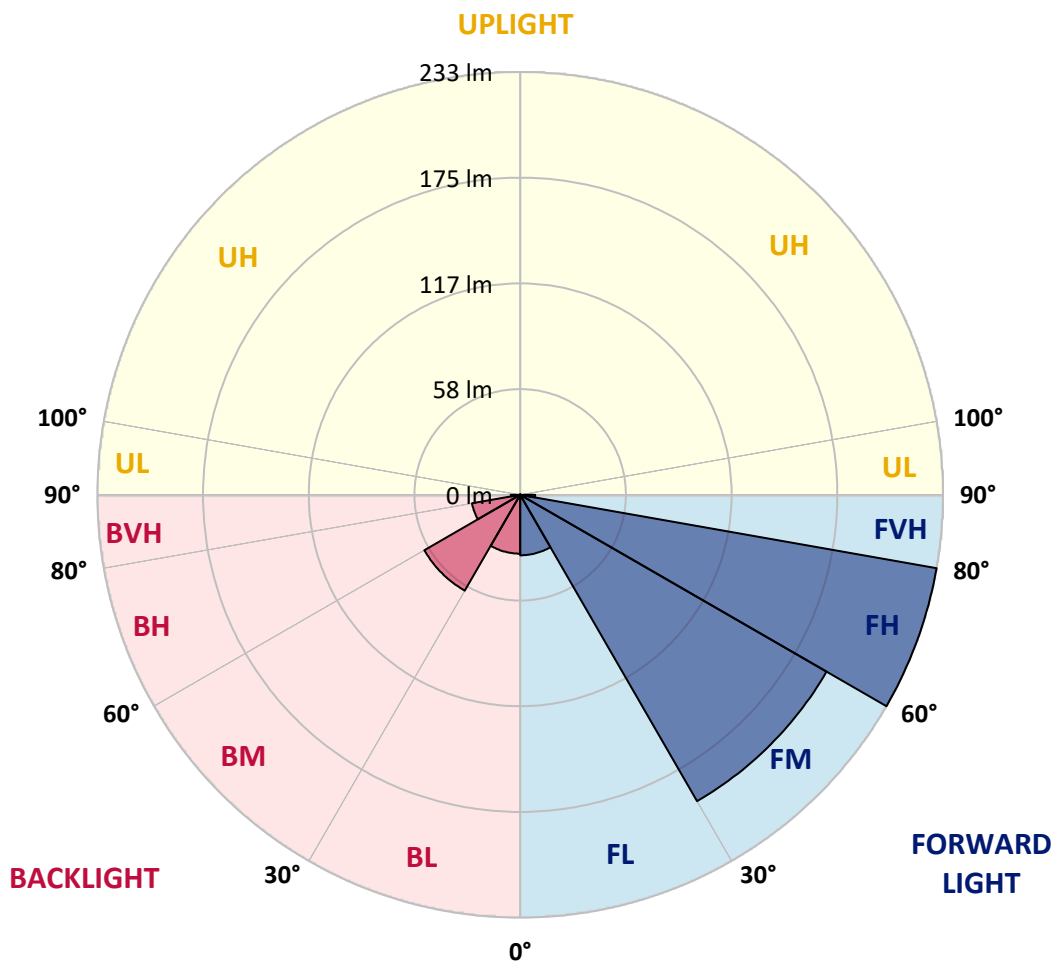
CATALOG NUMBER: ISW-AF-XXX-LED-E1-T4FT-7030-XXB

LUMINAIRE CLASSIFICATION SYSTEM LUMEN TABLE AND BUG RATING:

Zone		Lumens	% Fixture	Zone Rating/Lumen Limit		
				B	U	G
FL	(0°-30°)	33.4	5.6			
FM	(30°-60°)	195.1	32.7			
FH	(60°-80°)	233.3	39.2			G0/660
FVH	(80°-90°)	8.3	1.4			G0/10
BL	(0°-30°)	32.5	5.5	B0/110		
BM	(30°-60°)	61.1	10.2	B0/220		
BH	(60°-80°)	27.0	4.5	B0/110		G0/110
BVH	(80°-90°)	5.1	0.9			G0/10
UL	(90°-100°)	0.2	0.0		U1/10	
UH	(100°-180°)	0.1	0.0		U1/10	

BUG Rating: B0-U1-G0

Type IV Short





REPORT NUMBER: P226524

CATALOG NUMBER: ISW-AF-XXX-LED-E1-T4FT-7030-XXB

CANDELA DISTRIBUTION (FULL):

	0°	5°	15°	25°	30°	31°	32°	33°	34°	35°	36°
0°	87.5	87.5	87.5	87.5	87.5	87.5	87.5	87.5	87.5	87.5	87.5
2.5°	84.3	84.5	84.7	84.7	84.7	84.9	84.9	84.9	84.9	85.0	85.0
5°	81.2	81.3	81.8	82.0	82.5	82.4	82.4	82.4	82.7	82.5	82.6
7.5°	77.6	77.8	78.3	78.9	79.3	79.4	79.3	79.1	79.6	79.7	79.6
10°	73.3	73.4	74.1	74.6	75.3	75.2	75.5	75.5	75.6	75.6	75.9
12.5°	71.2	71.0	70.7	70.9	71.1	71.1	71.1	71.4	71.3	71.5	71.7
15°	70.9	70.5	68.8	68.2	68.0	68.0	68.0	67.9	68.1	68.4	68.4
17.5°	72.1	71.3	68.0	66.2	65.9	65.7	65.8	65.6	65.6	66.0	65.9
20°	77.9	76.4	69.7	66.0	65.0	65.0	64.9	64.6	64.6	64.7	64.7
22.5°	92.7	90.7	79.1	71.4	67.8	67.7	67.4	67.2	66.5	66.3	66.0
25°	113.3	111.0	91.1	82.7	77.7	77.5	76.2	76.1	74.4	74.5	73.4
27.5°	129.3	127.7	107.1	96.0	91.2	90.2	89.6	88.0	86.7	85.5	84.2
30°	134.7	134.5	123.2	114.2	107.1	105.9	104.2	103.6	101.6	100.1	99.1
32.5°	143.3	143.6	138.9	129.0	122.8	121.6	120.2	118.6	117.2	116.2	114.0
35°	155.6	155.7	152.5	145.0	137.9	136.3	135.5	133.6	132.3	131.0	129.9
37.5°	164.2	164.6	162.3	156.6	152.3	150.0	149.9	148.5	147.1	146.0	145.0
40°	180.6	178.3	170.7	167.0	163.5	163.2	162.5	161.7	162.0	161.4	162.5
42.5°	197.1	194.2	183.6	178.4	176.3	176.7	176.5	176.5	177.6	177.3	178.5
45°	211.3	208.0	197.9	191.7	193.4	194.0	195.4	196.3	195.8	197.4	197.4
47.5°	225.5	217.7	205.7	208.6	209.8	213.7	214.7	214.5	215.9	216.6	214.7
50°	215.5	213.4	212.5	221.1	226.5	227.8	229.2	230.0	230.7	229.7	227.9
52.5°	194.4	194.2	207.5	228.5	233.1	234.8	236.1	236.7	236.5	236.0	234.4
55°	187.3	185.9	197.4	220.9	227.8	229.4	231.4	232.5	233.7	233.6	232.4
57.5°	196.9	195.8	195.9	214.1	220.9	222.3	223.6	225.0	225.3	226.4	226.5
60°	225.0	223.5	211.8	213.9	220.7	222.3	222.5	223.2	223.3	223.9	224.0
62.5°	265.3	262.7	244.8	229.5	231.9	232.6	233.2	233.1	232.7	232.3	232.3
65°	309.6	307.1	284.1	266.2	259.3	261.1	258.2	257.6	256.9	256.9	256.1
67.5°	362.1	357.4	339.7	319.5	309.6	310.5	311.9	306.7	304.8	304.9	300.9
70°	415.8	410.8	403.0	402.8	407.8	405.6	399.3	407.6	397.7	395.4	394.5
72.5°	386.1	380.2	381.9	430.1	475.3	482.7	489.7	496.2	502.0	505.5	506.0
73°	363.4	352.2	363.8	420.5	470.7	481.6	490.3	497.2	503.4	506.6	508.6
75°	181.5	182.1	239.3	346.9	411.4	420.7	434.3	441.9	453.1	459.0	453.8
77.5°	42.1	43.6	72.5	164.7	246.6	260.0	270.8	281.9	295.0	299.8	295.6
80°	14.9	15.5	25.5	62.6	103.0	110.3	119.6	131.8	143.9	146.9	154.4
82.5°	7.9	8.6	13.5	27.1	44.0	48.1	50.5	55.5	59.8	62.3	63.7
85°	4.5	4.6	7.7	15.0	20.1	21.8	23.3	24.5	25.9	24.9	24.9
87.5°	1.8	2.0	3.9	7.1	9.7	10.8	10.8	10.8	10.8	9.5	8.6
90°	0.3	0.5	0.8	1.5	1.3	1.3	1.2	1.0	0.9	1.0	0.6
92.5°	0.0	0.0	0.0	0.0	0.0	0.0	0.0	0.0	0.0	0.0	0.0
95°	0.0	0.0	0.0	0.0	0.0	0.0	0.0	0.0	0.0	0.0	0.0
97.5°	0.0	0.0	0.0	0.0	0.0	0.0	0.0	0.0	0.0	0.0	0.0
100°	0.0	0.0	0.0	0.0	0.0	0.0	0.0	0.0	0.0	0.0	0.0
102.5°	0.0	0.0	0.0	0.0	0.0	0.0	0.0	0.0	0.0	0.0	0.0
105°	0.0	0.0	0.0	0.0	0.0	0.0	0.0	0.0	0.0	0.0	0.0
107.5°	0.0	0.0	0.0	0.0	0.0	0.0	0.0	0.0	0.0	0.0	0.0



REPORT NUMBER: P226524

CATALOG NUMBER: ISW-AF-XXX-LED-E1-T4FT-7030-XXB

CANDELA DISTRIBUTION (continued):

	0°	5°	15°	25°	30°	31°	32°	33°	34°	35°	36°
110°	0.0	0.0	0.0	0.0	0.0	0.0	0.0	0.0	0.0	0.0	0.0
112.5°	0.0	0.0	0.0	0.0	0.0	0.0	0.0	0.0	0.0	0.0	0.0
115°	0.0	0.0	0.0	0.0	0.0	0.0	0.0	0.0	0.0	0.0	0.0
117.5°	0.0	0.0	0.0	0.0	0.0	0.0	0.0	0.0	0.0	0.0	0.0
120°	0.0	0.0	0.0	0.0	0.0	0.0	0.0	0.0	0.0	0.0	0.0
122.5°	0.0	0.0	0.0	0.0	0.0	0.0	0.0	0.0	0.0	0.0	0.0
125°	0.0	0.0	0.0	0.0	0.0	0.0	0.0	0.0	0.0	0.0	0.0
127.5°	0.0	0.0	0.0	0.0	0.0	0.0	0.0	0.0	0.0	0.0	0.0
130°	0.0	0.0	0.0	0.0	0.0	0.0	0.0	0.0	0.0	0.0	0.0
132.5°	0.0	0.0	0.0	0.0	0.0	0.0	0.0	0.0	0.0	0.0	0.0
135°	0.0	0.0	0.0	0.0	0.0	0.0	0.0	0.0	0.0	0.0	0.0
137.5°	0.0	0.0	0.0	0.0	0.0	0.0	0.0	0.0	0.0	0.0	0.0
140°	0.0	0.0	0.0	0.0	0.0	0.0	0.0	0.0	0.0	0.0	0.0
142.5°	0.0	0.0	0.0	0.0	0.0	0.0	0.0	0.0	0.0	0.0	0.0
145°	0.0	0.0	0.0	0.0	0.0	0.0	0.0	0.0	0.0	0.0	0.0
147.5°	0.0	0.0	0.0	0.0	0.0	0.0	0.0	0.0	0.0	0.0	0.0
150°	0.0	0.0	0.0	0.0	0.0	0.0	0.0	0.0	0.0	0.0	0.0
152.5°	0.0	0.0	0.0	0.0	0.0	0.0	0.0	0.0	0.0	0.0	0.0
155°	0.0	0.0	0.0	0.0	0.0	0.0	0.0	0.0	0.0	0.0	0.0
157.5°	0.0	0.0	0.0	0.0	0.0	0.0	0.0	0.0	0.0	0.0	0.0
160°	0.0	0.0	0.0	0.0	0.0	0.0	0.0	0.0	0.0	0.0	0.0
162.5°	0.0	0.0	0.0	0.0	0.0	0.0	0.0	0.0	0.0	0.0	0.0
165°	0.0	0.0	0.0	0.0	0.0	0.0	0.0	0.0	0.0	0.0	0.0
167.5°	0.0	0.0	0.0	0.0	0.0	0.0	0.0	0.0	0.0	0.0	0.0
170°	0.0	0.0	0.0	0.0	0.0	0.0	0.0	0.0	0.0	0.0	0.0
172.5°	0.0	0.0	0.0	0.0	0.0	0.0	0.0	0.0	0.0	0.0	0.0
175°	0.0	0.0	0.0	0.0	0.0	0.0	0.0	0.0	0.0	0.0	0.0
177.5°	0.0	0.0	0.0	0.0	0.0	0.0	0.0	0.0	0.0	0.0	0.0
180°	0.0	0.0	0.0	0.0	0.0	0.0	0.0	0.0	0.0	0.0	0.0



REPORT NUMBER: P226524

CATALOG NUMBER: ISW-AF-XXX-LED-E1-T4FT-7030-XXB

CANDELA DISTRIBUTION (continued):

	37°	38°	39°	40°	41°	45°	55°	65°	75°	85°	90°
0°	87.5	87.5	87.5	87.5	87.5	87.5	87.5	87.5	87.5	87.5	87.5
2.5°	85.2	85.3	85.1	85.5	85.2	85.2	85.6	86.4	87.0	87.2	87.7
5°	82.8	82.9	82.9	83.0	82.9	83.1	83.8	84.5	85.7	86.3	87.1
7.5°	79.7	80.0	79.9	80.1	80.1	80.2	81.4	82.6	83.7	84.9	85.8
10°	76.1	76.2	76.6	76.4	76.4	76.9	78.2	79.8	81.3	82.9	84.0
12.5°	71.7	72.1	72.1	72.4	72.6	72.9	75.0	76.8	78.6	80.5	82.0
15°	68.3	68.6	68.7	68.8	68.8	69.6	71.7	73.9	76.3	78.5	80.1
17.5°	66.1	66.1	66.2	66.3	66.5	67.0	69.2	71.7	74.4	77.2	78.9
20°	64.8	64.8	64.9	65.0	65.0	65.6	67.6	70.4	73.4	76.9	79.0
22.5°	65.8	65.6	65.5	65.5	65.1	65.1	67.1	70.1	73.8	78.4	81.0
25°	72.8	72.1	70.9	70.6	70.2	68.1	67.9	71.3	75.9	81.5	85.5
27.5°	83.3	82.6	81.8	80.8	80.2	76.4	71.3	74.4	79.8	87.8	92.8
30°	97.1	95.5	94.4	93.4	90.4	86.3	78.4	79.1	85.9	96.6	102.9
32.5°	112.4	110.8	109.1	106.7	105.9	99.3	89.1	87.1	93.6	106.9	113.4
35°	127.3	126.5	125.3	124.4	122.6	117.0	103.1	96.6	102.4	118.9	124.0
37.5°	144.5	143.1	143.2	142.4	141.4	136.7	117.6	108.2	112.0	130.4	133.6
40°	161.5	161.2	161.7	160.4	158.7	152.4	128.3	116.6	122.0	141.5	140.8
42.5°	177.6	177.8	177.2	175.8	173.9	163.3	135.1	123.8	131.0	151.3	146.5
45°	195.9	195.0	192.5	189.9	187.6	172.7	138.8	131.8	139.6	161.8	152.3
47.5°	213.3	209.6	207.5	203.5	199.0	181.2	143.8	140.3	149.1	171.7	157.9
50°	226.0	222.6	219.0	214.2	209.4	188.7	150.3	149.8	160.0	182.8	165.4
52.5°	231.8	228.6	225.1	220.3	215.5	194.0	159.1	159.1	172.8	197.5	175.9
55°	230.8	228.5	225.5	221.0	217.4	196.9	168.2	169.4	188.8	213.3	188.1
57.5°	225.9	224.6	222.8	219.7	216.8	199.2	178.9	179.6	210.4	228.6	199.5
60°	224.2	223.7	222.6	220.9	218.5	204.0	190.2	191.9	234.4	242.6	206.0
62.5°	231.8	230.8	230.0	228.2	226.1	216.0	204.5	205.0	257.1	244.3	199.7
65°	253.1	251.2	250.0	247.6	245.2	234.0	222.6	217.1	268.1	228.4	178.3
67.5°	297.9	294.8	291.1	286.6	280.0	269.9	240.7	218.8	258.1	193.4	140.6
70°	386.3	379.6	371.2	361.5	359.1	329.7	251.9	206.2	214.5	135.1	93.2
72.5°	505.1	498.2	490.7	482.8	467.1	402.5	247.0	166.3	133.4	69.5	44.4
73°	507.1	502.4	493.4	484.1	471.3	401.2	241.6	153.3	117.6	54.7	36.4
75°	454.8	452.9	444.0	426.3	415.4	338.9	177.9	88.9	51.5	33.8	23.6
77.5°	295.1	293.1	288.0	286.3	266.4	219.7	79.7	34.6	28.0	22.5	16.7
80°	157.3	147.7	146.0	139.2	124.6	84.6	27.2	21.2	18.6	15.0	11.7
82.5°	63.8	59.7	58.1	52.7	49.5	25.4	13.7	14.7	12.5	8.9	7.2
85°	23.5	21.6	21.1	17.2	15.1	7.5	8.4	10.3	7.8	5.0	3.6
87.5°	8.1	7.0	6.1	4.7	4.4	3.1	4.6	5.6	5.0	3.0	1.7
90°	0.6	0.5	0.4	0.3	0.4	0.3	0.5	0.8	0.9	0.5	0.3
92.5°	0.0	0.0	0.0	0.0	0.0	0.0	0.0	0.0	0.0	0.0	0.0
95°	0.0	0.0	0.0	0.0	0.0	0.0	0.0	0.0	0.0	0.0	0.0
97.5°	0.0	0.0	0.0	0.0	0.0	0.0	0.0	0.0	0.0	0.0	0.0
100°	0.0	0.0	0.0	0.0	0.0	0.0	0.0	0.0	0.0	0.0	0.0
102.5°	0.0	0.0	0.0	0.0	0.0	0.0	0.0	0.0	0.0	0.0	0.0
105°	0.0	0.0	0.0	0.0	0.0	0.0	0.0	0.0	0.0	0.0	0.0
107.5°	0.0	0.0	0.0	0.0	0.0	0.0	0.0	0.0	0.0	0.0	0.0



REPORT NUMBER: P226524

CATALOG NUMBER: ISW-AF-XXX-LED-E1-T4FT-7030-XXB

CANDELA DISTRIBUTION (continued):

	37°	38°	39°	40°	41°	45°	55°	65°	75°	85°	90°
110°	0.0	0.0	0.0	0.0	0.0	0.0	0.0	0.0	0.0	0.0	0.0
112.5°	0.0	0.0	0.0	0.0	0.0	0.0	0.0	0.0	0.0	0.0	0.0
115°	0.0	0.0	0.0	0.0	0.0	0.0	0.0	0.0	0.0	0.0	0.0
117.5°	0.0	0.0	0.0	0.0	0.0	0.0	0.0	0.0	0.0	0.0	0.0
120°	0.0	0.0	0.0	0.0	0.0	0.0	0.0	0.0	0.0	0.0	0.0
122.5°	0.0	0.0	0.0	0.0	0.0	0.0	0.0	0.0	0.0	0.0	0.0
125°	0.0	0.0	0.0	0.0	0.0	0.0	0.0	0.0	0.0	0.0	0.0
127.5°	0.0	0.0	0.0	0.0	0.0	0.0	0.0	0.0	0.0	0.0	0.0
130°	0.0	0.0	0.0	0.0	0.0	0.0	0.0	0.0	0.0	0.0	0.0
132.5°	0.0	0.0	0.0	0.0	0.0	0.0	0.0	0.0	0.0	0.0	0.0
135°	0.0	0.0	0.0	0.0	0.0	0.0	0.0	0.0	0.0	0.0	0.0
137.5°	0.0	0.0	0.0	0.0	0.0	0.0	0.0	0.0	0.0	0.0	0.0
140°	0.0	0.0	0.0	0.0	0.0	0.0	0.0	0.0	0.0	0.0	0.0
142.5°	0.0	0.0	0.0	0.0	0.0	0.0	0.0	0.0	0.0	0.0	0.0
145°	0.0	0.0	0.0	0.0	0.0	0.0	0.0	0.0	0.0	0.0	0.0
147.5°	0.0	0.0	0.0	0.0	0.0	0.0	0.0	0.0	0.0	0.0	0.0
150°	0.0	0.0	0.0	0.0	0.0	0.0	0.0	0.0	0.0	0.0	0.0
152.5°	0.0	0.0	0.0	0.0	0.0	0.0	0.0	0.0	0.0	0.0	0.0
155°	0.0	0.0	0.0	0.0	0.0	0.0	0.0	0.0	0.0	0.0	0.0
157.5°	0.0	0.0	0.0	0.0	0.0	0.0	0.0	0.0	0.0	0.0	0.0
160°	0.0	0.0	0.0	0.0	0.0	0.0	0.0	0.0	0.0	0.0	0.0
162.5°	0.0	0.0	0.0	0.0	0.0	0.0	0.0	0.0	0.0	0.0	0.0
165°	0.0	0.0	0.0	0.0	0.0	0.0	0.0	0.0	0.0	0.0	0.0
167.5°	0.0	0.0	0.0	0.0	0.0	0.0	0.0	0.0	0.0	0.0	0.0
170°	0.0	0.0	0.0	0.0	0.0	0.0	0.0	0.0	0.0	0.0	0.0
172.5°	0.0	0.0	0.0	0.0	0.0	0.0	0.0	0.0	0.0	0.0	0.0
175°	0.0	0.0	0.0	0.0	0.0	0.0	0.0	0.0	0.0	0.0	0.0
177.5°	0.0	0.0	0.0	0.0	0.0	0.0	0.0	0.0	0.0	0.0	0.0
180°	0.0	0.0	0.0	0.0	0.0	0.0	0.0	0.0	0.0	0.0	0.0



REPORT NUMBER: P226524

CATALOG NUMBER: ISW-AF-XXX-LED-E1-T4FT-7030-XXB

CANDELA DISTRIBUTION (continued):

	95°	105°	115°	125°	135°	145°	155°	165°	175°	180°
0°	87.5	87.5	87.5	87.5	87.5	87.5	87.5	87.5	87.5	87.5
2.5°	87.8	88.2	88.9	89.4	89.8	90.4	90.6	90.9	90.5	91.0
5°	87.5	88.5	89.8	91.0	92.1	93.1	93.5	93.6	93.7	94.0
7.5°	86.7	88.2	90.2	91.9	93.6	94.2	94.4	94.5	93.9	94.2
10°	84.9	87.4	90.0	91.9	92.8	92.4	91.7	90.6	90.1	90.1
12.5°	83.1	86.2	89.2	90.3	89.6	87.9	86.1	84.0	83.2	83.2
15°	81.5	85.5	88.0	87.2	85.0	82.0	79.4	77.3	76.6	76.3
17.5°	80.7	85.2	86.1	83.7	80.0	76.2	73.6	71.8	71.2	71.2
20°	81.4	85.5	84.0	79.6	74.9	71.4	69.2	68.0	67.4	67.6
22.5°	84.3	86.8	82.1	75.5	69.7	66.8	65.7	65.0	64.9	65.1
25°	89.1	88.5	80.5	71.2	65.0	62.8	62.7	62.5	62.4	62.3
27.5°	95.4	90.7	78.5	66.4	60.2	59.2	59.7	59.6	59.5	59.6
30°	103.8	92.5	75.6	61.2	55.7	55.7	56.4	56.2	55.8	55.9
32.5°	111.6	93.9	71.2	55.4	52.1	52.2	52.5	51.8	51.0	51.1
35°	118.2	93.9	65.2	50.2	48.4	48.4	48.6	48.0	47.3	47.0
37.5°	123.8	92.0	57.7	46.3	45.4	45.4	46.1	45.5	44.2	44.0
40°	127.1	87.9	50.8	43.4	44.0	44.1	43.1	42.1	40.9	40.6
42.5°	129.3	82.0	45.3	41.3	43.0	42.3	40.1	38.5	38.4	38.8
45°	131.1	75.2	41.0	39.3	42.0	40.6	37.6	36.0	36.5	36.9
47.5°	133.0	68.5	37.5	37.0	40.1	39.1	35.9	34.2	34.0	34.5
50°	137.4	59.1	33.5	34.2	37.8	37.5	34.5	32.5	30.9	30.8
52.5°	143.4	46.5	30.1	31.8	36.0	36.5	32.9	31.0	28.8	28.4
55°	150.1	35.7	27.2	30.0	34.3	35.2	32.3	29.5	27.1	26.7
57.5°	152.0	28.2	24.6	27.3	32.0	33.9	31.3	27.7	25.9	25.5
60°	145.3	23.4	22.4	25.1	29.7	32.6	29.9	26.3	24.7	24.4
62.5°	124.7	20.7	21.2	23.6	28.0	31.4	28.8	25.3	24.0	23.8
65°	95.2	18.8	20.1	22.5	26.5	30.3	28.0	24.8	23.8	23.6
67.5°	59.8	17.4	19.1	21.2	24.9	29.1	27.4	24.3	23.6	23.3
70°	33.1	16.0	17.8	19.7	23.4	28.0	26.6	23.6	23.5	23.0
72.5°	20.1	14.4	16.3	18.2	21.7	26.6	25.3	22.6	21.8	20.7
73°	19.2	14.3	16.0	17.8	21.3	26.3	25.0	22.3	21.4	20.4
75°	15.5	12.8	14.6	16.2	19.7	24.9	23.6	21.1	19.7	19.0
77.5°	11.4	10.9	12.6	14.2	17.8	23.1	21.5	19.3	17.7	17.2
80°	8.5	9.0	10.7	12.0	15.6	21.2	19.4	17.2	16.2	15.7
82.5°	5.7	7.0	8.5	9.6	13.8	19.1	17.2	15.1	15.8	13.1
85°	3.3	4.9	6.1	7.5	11.1	17.1	14.9	12.9	11.3	10.2
87.5°	2.2	2.7	3.8	5.1	8.0	13.4	11.9	10.1	7.3	7.3
90°	0.3	0.3	0.5	0.6	1.1	5.7	3.9	4.7	0.9	0.8
92.5°	0.0	0.0	0.0	0.0	0.0	0.0	0.0	0.0	0.0	0.0
95°	0.0	0.0	0.0	0.0	0.0	0.0	0.0	0.0	0.0	0.0
97.5°	0.0	0.0	0.0	0.0	0.0	0.0	0.0	0.0	0.0	0.0
100°	0.0	0.0	0.0	0.0	0.0	0.0	0.0	0.0	0.0	0.0
102.5°	0.0	0.0	0.0	0.0	0.0	0.0	0.0	0.0	0.0	0.0
105°	0.0	0.0	0.0	0.0	0.0	0.0	0.0	0.0	0.0	0.0
107.5°	0.0	0.0	0.0	0.0	0.0	0.0	0.0	0.0	0.0	0.0



REPORT NUMBER: P226524

CATALOG NUMBER: ISW-AF-XXX-LED-E1-T4FT-7030-XXB

CANDELA DISTRIBUTION (continued):

	95°	105°	115°	125°	135°	145°	155°	165°	175°	180°
110°	0.0	0.0	0.0	0.0	0.0	0.0	0.0	0.0	0.0	0.0
112.5°	0.0	0.0	0.0	0.0	0.0	0.0	0.0	0.0	0.0	0.0
115°	0.0	0.0	0.0	0.0	0.0	0.0	0.0	0.0	0.0	0.0
117.5°	0.0	0.0	0.0	0.0	0.0	0.0	0.0	0.0	0.0	0.0
120°	0.0	0.0	0.0	0.0	0.0	0.0	0.0	0.0	0.0	0.0
122.5°	0.0	0.0	0.0	0.0	0.0	0.0	0.0	0.0	0.0	0.0
125°	0.0	0.0	0.0	0.0	0.0	0.0	0.0	0.0	0.0	0.0
127.5°	0.0	0.0	0.0	0.0	0.0	0.0	0.0	0.0	0.0	0.0
130°	0.0	0.0	0.0	0.0	0.0	0.0	0.0	0.0	0.0	0.0
132.5°	0.0	0.0	0.0	0.0	0.0	0.0	0.0	0.0	0.0	0.0
135°	0.0	0.0	0.0	0.0	0.0	0.0	0.0	0.0	0.0	0.0
137.5°	0.0	0.0	0.0	0.0	0.0	0.0	0.0	0.0	0.0	0.0
140°	0.0	0.0	0.0	0.0	0.0	0.0	0.0	0.0	0.0	0.0
142.5°	0.0	0.0	0.0	0.0	0.0	0.0	0.0	0.0	0.0	0.0
145°	0.0	0.0	0.0	0.0	0.0	0.0	0.0	0.0	0.0	0.0
147.5°	0.0	0.0	0.0	0.0	0.0	0.0	0.0	0.0	0.0	0.0
150°	0.0	0.0	0.0	0.0	0.0	0.0	0.0	0.0	0.0	0.0
152.5°	0.0	0.0	0.0	0.0	0.0	0.0	0.0	0.0	0.0	0.0
155°	0.0	0.0	0.0	0.0	0.0	0.0	0.0	0.0	0.0	0.0
157.5°	0.0	0.0	0.0	0.0	0.0	0.0	0.0	0.0	0.0	0.0
160°	0.0	0.0	0.0	0.0	0.0	0.0	0.0	0.0	0.0	0.0
162.5°	0.0	0.0	0.0	0.0	0.0	0.0	0.0	0.0	0.0	0.0
165°	0.0	0.0	0.0	0.0	0.0	0.0	0.0	0.0	0.0	0.0
167.5°	0.0	0.0	0.0	0.0	0.0	0.0	0.0	0.0	0.0	0.0
170°	0.0	0.0	0.0	0.0	0.0	0.0	0.0	0.0	0.0	0.0
172.5°	0.0	0.0	0.0	0.0	0.0	0.0	0.0	0.0	0.0	0.0
175°	0.0	0.0	0.0	0.0	0.0	0.0	0.0	0.0	0.0	0.0
177.5°	0.0	0.0	0.0	0.0	0.0	0.0	0.0	0.0	0.0	0.0
180°	0.0	0.0	0.0	0.0	0.0	0.0	0.0	0.0	0.0	0.0

(END OF REPORT)